

Monday 20 May 2013 – Afternoon

**GCSE TWENTY FIRST CENTURY SCIENCE
CHEMISTRY A**

A171/02 Modules C1 C2 C3 (Higher Tier)

Candidates answer on the Question Paper.
A calculator may be used for this paper.

OCR supplied materials:
None

Other materials required:

- Pencil
- Ruler (cm/mm)

Duration: 1 hour



| | | | |
|-----------------------|--|----------------------|--|
| Candidate forename | | Candidate surname | |
|-----------------------|--|----------------------|--|

| | | | | | | | | | | |
|---------------|--|--|--|--|--|------------------|--|--|--|--|
| Centre number | | | | | | Candidate number | | | | |
|---------------|--|--|--|--|--|------------------|--|--|--|--|

INSTRUCTIONS TO CANDIDATES

- Write your name, centre number and candidate number in the boxes above. Please write clearly and in capital letters.
- Use black ink. HB pencil may be used for graphs and diagrams only.
- Answer **all** the questions.
- Read each question carefully. Make sure you know what you have to do before starting your answer.
- Write your answer to each question in the space provided. Additional paper may be used if necessary but you must clearly show your candidate number, centre number and question number(s).
- Do **not** write in the bar codes.


INFORMATION FOR CANDIDATES

- Your quality of written communication is assessed in questions marked with a pencil (✎).
- The number of marks is given in brackets [] at the end of each question or part question.
- The total number of marks for this paper is **60**.
- This document consists of **16** pages. Any blank pages are indicated.

Answer **all** the questions.

1 Sulfur dioxide is released from a coal-burning power station.

Scientists study this air pollution.



They move from the power station along a line in the direction the wind is blowing. They collect air samples at different distances along the line.

They collect six air samples at each distance and measure the sulfur dioxide concentration in each sample.

Then they work out the best estimate of the sulfur dioxide concentration at each distance.

(a) Here are the results measured at 4 km.

| | Sample 1 | Sample 2 | Sample 3 | Sample 4 | Sample 5 | Sample 6 |
|--|----------|----------|----------|----------|----------|----------|
| Sulfur dioxide concentration in $\mu\text{g}/\text{m}^3$ | 52 | 53 | 54 | 52 | 46 | 55 |

The measurement of sample 5 gave a much lower value than the other samples.

The scientists still used the measurement from sample 5 when working out the best estimate at 4 km.

Suggest reasons why they did not discard this sample.

.....

.....

.....

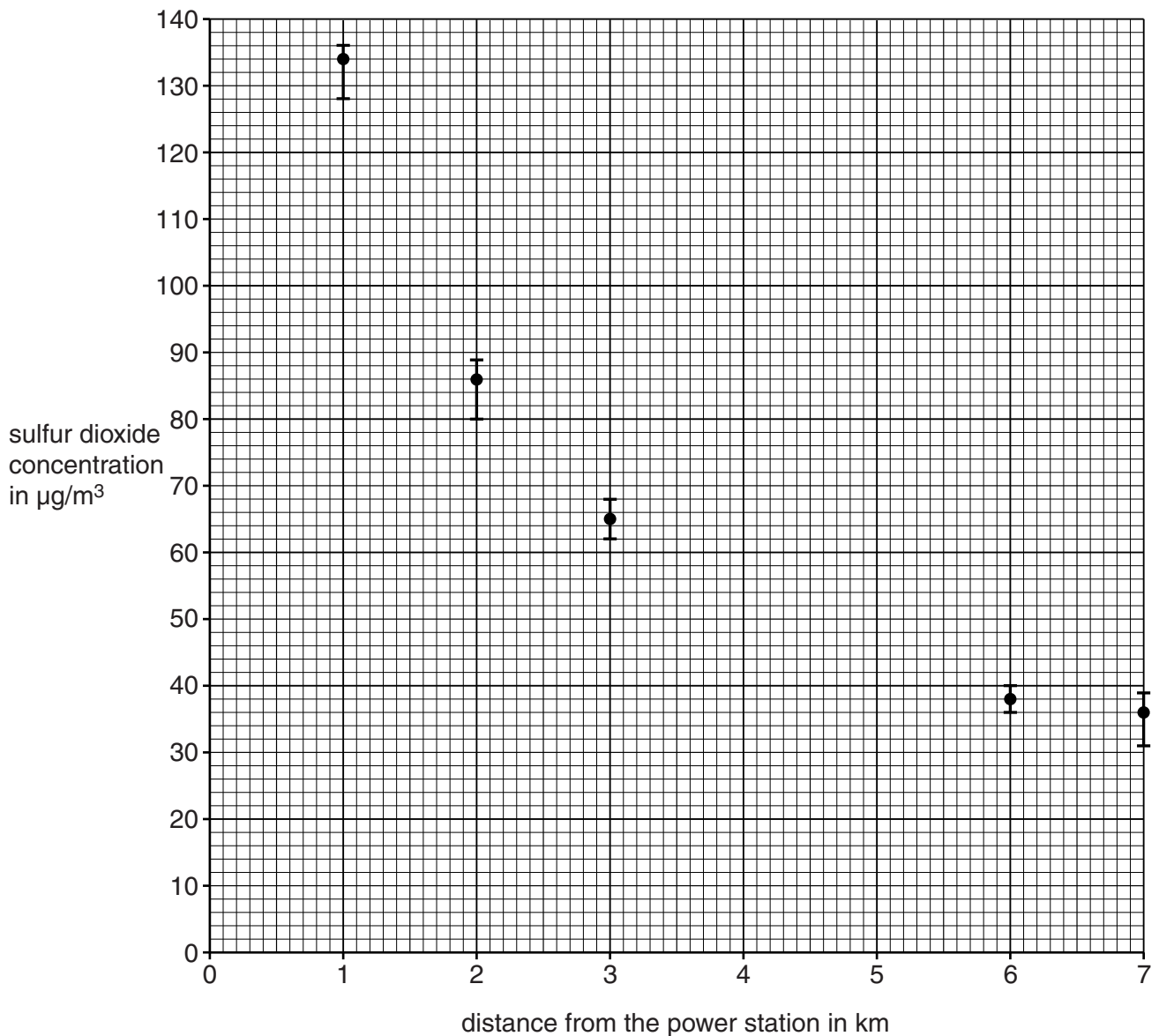
..... [2]

(b) This table shows the best estimate and range of sulfur dioxide concentrations at each distance.

| | | | | | | | |
|---|---------|-------|-------|-------|-------|-------|-------|
| Distance from the power station in km | 1 | 2 | 3 | 4 | 5 | 6 | 7 |
| Concentration in $\mu\text{g}/\text{m}^3$ | 134 | 86 | 65 | 52 | 43 | 38 | 36 |
| Range in $\mu\text{g}/\text{m}^3$ | 128–136 | 80–89 | 62–68 | 46–55 | 40–45 | 36–40 | 31–39 |

(i) Five of these results have been plotted on the grid. Plot the other results, including range bars. [2]

(ii) Draw a curve of best fit. [1]



(iii) Describe in detail the trend shown in the graph.

.....
.....
..... [2]

(iv) Use the table to evaluate the confidence you can have in the results.

.....
.....
..... [2]

(c) Sulfur dioxide does not build up in the atmosphere.

How is it removed?

Put ticks (✓) in the boxes next to the **three** statements that, when taken together, give the best explanation.

- Sulfur is made.
- Sulfur dioxide reacts with water vapour.
- Sulfur dioxide reacts with carbon dioxide.
- Sulfur dioxide reacts with oxygen.
- Acid rain is made.
- Sulfur dioxide reacts with nitrogen.

[2]

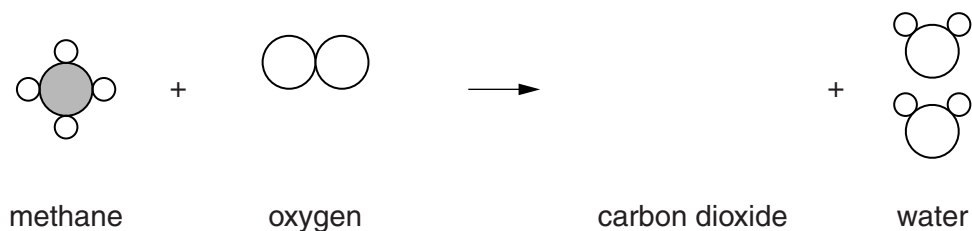
[Total: 11]

- 2 (a) Methane, CH_4 , is a chemical in natural gas.

When methane burns in a plentiful supply of air, **complete combustion** takes place.

The products are carbon dioxide and water.

- (i) Finish this diagram to show the complete combustion of one molecule of methane.



[2]

- (ii) When hydrocarbons burn in a limited supply of oxygen, **incomplete combustion** takes place.

Describe what happens during the incomplete combustion of hydrocarbons and explain why this can be harmful to health.



The quality of written communication will be assessed in your answer.

.....

.....

.....

.....

.....

.....

.....

.....

.....

.....

.....

.....

.....

..... [6]

(b) During the last 100 years, the burning of fossil fuels has released a large quantity of carbon dioxide into the atmosphere.

Despite this, the percentage of carbon dioxide in the atmosphere has risen only from approximately 0.03% to approximately 0.04%.

Explain why the percentage of carbon dioxide has not risen higher.

.....

.....

.....

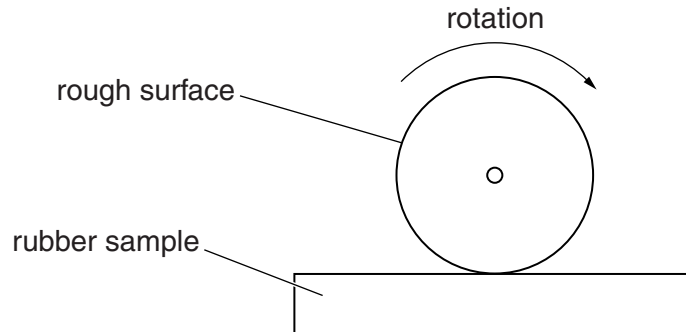
..... [2]

[Total: 10]

- 3 Vulcanised rubber is made by reacting natural rubber with sulfur. During the reaction, the sulfur forms cross-links between the polymer chains.

Samples of vulcanised rubber and natural rubber are tested to see how hard-wearing they are.

Scientists measure the time taken to wear away 1.0 cm of the rubber.



- (a) When the rubber samples are tested, a number of factors are kept constant.

- (i) Suggest two of these factors.

1

2

[2]

- (ii) Why should these factors be kept constant?

Put a tick (✓) in the box next to the best answer.

To make it easier to set up the apparatus.

So that a comparison can be made between the properties of the two types of rubber.

So that the same apparatus could be used for both sets of measurements.

The only thing that affects the results must be the factor that is being investigated.

[1]

(b) Results of the tests are shown in the table.

| Sample number | | 1 | 2 | 3 | 4 | 5 | 6 | Range | Mean |
|---|-------------------|----|----|----|----|----|----|-------|------|
| Time in mins to wear away 1.0 cm rubber | natural rubber | 13 | 15 | 12 | 13 | 11 | 14 | 11–15 | 13 |
| | vulcanised rubber | 34 | 33 | 35 | 37 | 33 | 32 | 32–37 | 34 |

- (i) Sam says that the results show there is a definite difference between the properties of the two types of rubber.

Use ideas about range and mean to show that Sam is correct.

.....

.....

.....

..... [2]

- (ii) Vulcanisation has changed the properties of the rubber.

Which two statements, when taken together, describe **why** the properties have changed?

Put ticks (✓) in the boxes next to the **two** correct statements.

The molecules in natural rubber are held together by weak forces.

Natural rubber has higher density than vulcanised rubber.

Vulcanised rubber has longer chains of atoms than natural rubber.

Sulfur links the rubber chains together by covalent bonds.

Sulfur increases the strength of the covalent bonds in the rubber molecules.

[2]

- (iii) Cross-linking is one way in which the properties of a polymer can be changed.

Suggest **two other** modifications that can be used to change the properties of a polymer.

1

2

[2]

[Total: 9]

4 Crude oil is a mixture of hydrocarbons.

Information about some of these hydrocarbons is given in the table.

| Hydrocarbon | Formula | Melting point in °C | Boiling point in °C |
|-------------|--------------------------------|------------------------|------------------------|
| methane | CH ₄ | -182 | -164 |
| ethane | C ₂ H ₆ | -183 | -89 |
| propane | C ₃ H ₈ | -188 | -42 |
| butane | C ₄ H ₁₀ | -138 | -0.5 |
| pentane | C ₅ H ₁₂ | -130 | 36 |

(a) Which of these hydrocarbons is a liquid at 25 °C?

..... [1]

(b) (i) Describe the trend in the boiling points of these hydrocarbons.

.....

 [1]

(ii) Butane gas is used as a fuel. It is sold in cylinders for use when camping.

It is difficult to use a butane stove at temperatures below 0 °C.

Explain why.

.....

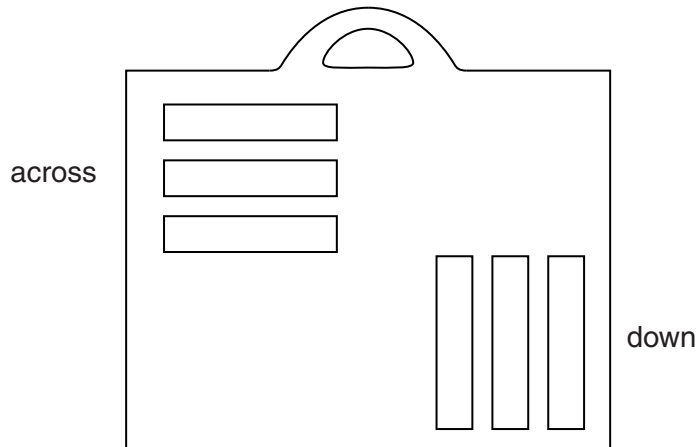
 [2]

[Total: 4]

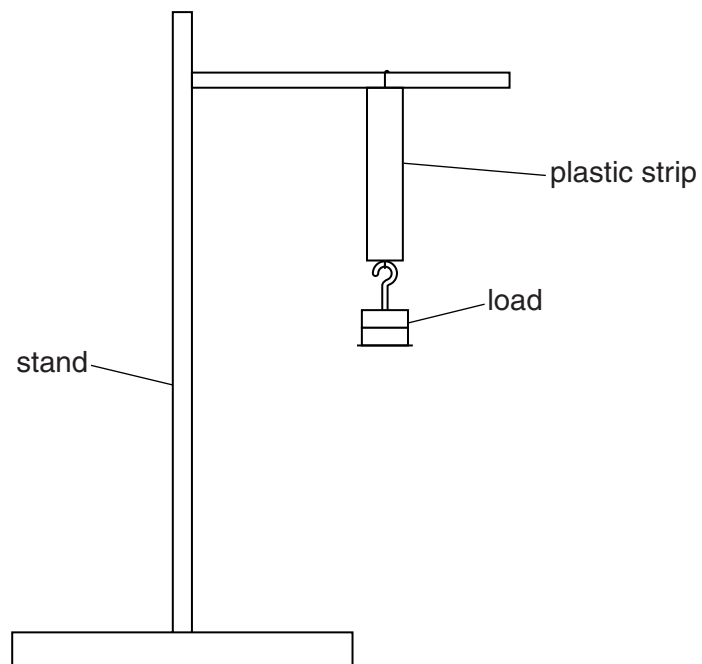
5 Students test strips of plastic from a shopping bag.

They cut some strips **down** the bag.

They cut some strips **across** the bag.



They use this apparatus.



Their results are shown below.

| Strips across the bag | | |
|-----------------------|--------------|---------------------|
| Load in g | Length in mm | Total stretch in mm |
| 0 | 200 | 0 |
| 100 | 222 | 22 |
| 200 | 243 | 43 |
| 300 | 265 | 65 |
| 400 | 286 | 86 |
| 500 | 307 | 107 |

| Strips down the bag | | |
|---------------------|--------------|---------------------|
| Load in g | Length in mm | Total stretch in mm |
| 0 | 200 | 0 |
| 100 | 209 | 9 |
| 200 | 221 | 21 |
| 300 | 231 | 31 |
| 400 | 242 | 42 |
| 500 | 252 | 52 |

(a) Compare the two tables of results.

Which of these statements can you conclude from these data?

Put a tick (✓) in the box next to the correct statement.

The plastic stretched more when pulled down than when pulled across.

The size of the force does not affect the amount of stretch.

It took more force to stretch the plastic in one direction than in the other direction.

For the same force, the plastic stretched down more than across.

[1]

6 The table shows data from a Life Cycle Assessment for a polyester shirt and for a cotton shirt.

| | Fibre production | | Fabric weaving | | Use (100 washes) | | Disposal by burning (incineration) | |
|-------------------------------|------------------|--------|----------------|--------|---------------------|--------|--|--------|
| | Polyester | Cotton | Polyester | Cotton | Polyester | Cotton | Polyester | Cotton |
| Energy (MJ) | 97 | 60 | 33 | 40 | 340 | 340 | -33 | -7 |
| Oil or gas (kg) | 1.5 | - | - | - | - | - | - | - |
| Fertilisers (kg) | - | 457 | - | - | - | - | - | - |
| Pesticides (g) | - | 16 | - | - | - | - | - | - |
| Water (dm ³) | 17 | 22 200 | 1290 | 3900 | 4900 | 4900 | - | - |
| Carbon dioxide emissions (kg) | 2.3 | 3.0 | 1.5 | 2.3 | - | - | 5.8 | 5.5 |

(a) The table shows **positive** figures for energy during making and using the shirts.

The table shows **negative** figures for energy during disposal of the shirts.

Suggest reasons for this difference.

.....

.....

.....

..... [2]

(b) Look at the energy and water data in the table.

Use these data to compare the sustainability of shirts made from polyester and from cotton.

Show any working.

.....

..... [3]

[Total: 5]

(b) Health organisations recommend that people should not eat more than 6.0g of salt each day. Many people ignore this advice and eat more than 6.0g of salt each day.

Suggest why.

.....
.....
..... [2]

(c) Give **two** reasons why salt is added to food.

1
2 [2]

[Total: 10]

8 Complete the following sentences by writing the correct words in the spaces.

Salt deposits now found in England were formed in another part of the world when the water in seas leaving a deposit of solid salt. The movement of plates carried these deposits to the location that is now England, where they are found underground. Sodium chloride is extracted from these deposits as a from which chlorine can be made by the process of

[4]

[Total: 4]

END OF QUESTION PAPER

PLEASE DO NOT WRITE ON THIS PAGE



Copyright Information

OCR is committed to seeking permission to reproduce all third-party content that it uses in its assessment materials. OCR has attempted to identify and contact all copyright holders whose work is used in this paper. To avoid the issue of disclosure of answer-related information to candidates, all copyright acknowledgements are reproduced in the OCR Copyright Acknowledgements Booklet. This is produced for each series of examinations and is freely available to download from our public website (www.ocr.org.uk) after the live examination series.

If OCR has unwittingly failed to correctly acknowledge or clear any third-party content in this assessment material, OCR will be happy to correct its mistake at the earliest possible opportunity.

For queries or further information please contact the Copyright Team, First Floor, 9 Hills Road, Cambridge CB2 1GE.

OCR is part of the Cambridge Assessment Group; Cambridge Assessment is the brand name of University of Cambridge Local Examinations Syndicate (UCLES), which is itself a department of the University of Cambridge.